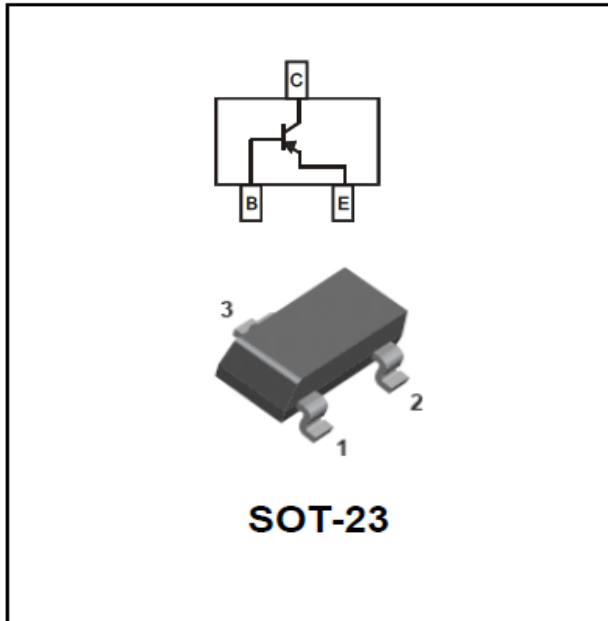


## PNP General Purpose Amplifier



### Features

- Epoxy meets UL-94 V-0 flammability rating
- Moisure Sensitivity Level 1
- Marking:2A

### ■Maximum Rating, ( $T_a=25^{\circ}\text{C}$ Unless otherwise specified)

Item	Symbol	Unit	Value
Collector-Emitter Voltage	$V_{CE0}$	V	-40
Collector-Base Voltage	$V_{CBO}$	V	-40
Emitter-Base Voltage	$V_{EBO}$	V	-5.0
Collector Current, Continuous	$I_c$	A	-0.2
Power Dissipation	$P_D$	mW	300
Operation Junction Temperature	$T_J$	$^{\circ}\text{C}$	-55 to +150
Storage Temperature	$T_{STG}$	$^{\circ}\text{C}$	-55 to +150

### ■Ordering Information (Example)

PREFERRED P/N	PACKING CODE	UNIT WEIGHT(g)	MINIMUM PACKAGE(pcs)	INNER BOX QUANTITY(pcs)	OUTER CARTON QUANTITY(pcs)	DELIVERY MODE
MMBT3906	F2	Approximate 0.008	3000	30000	120000	7" reel

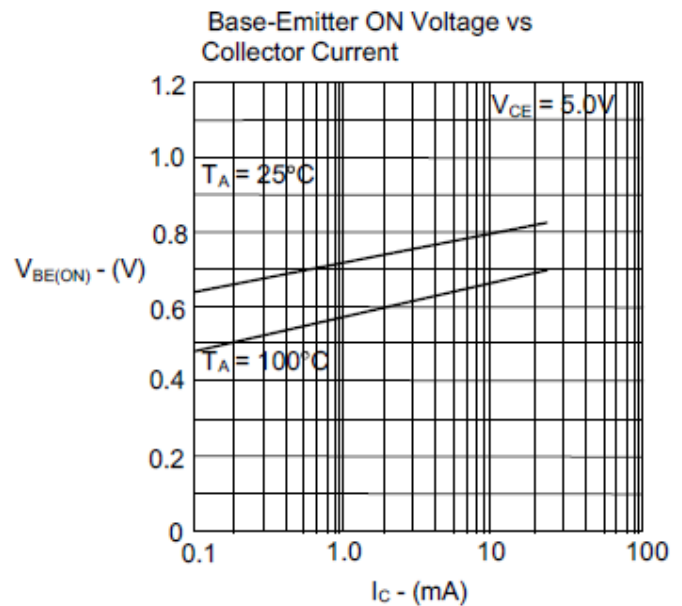
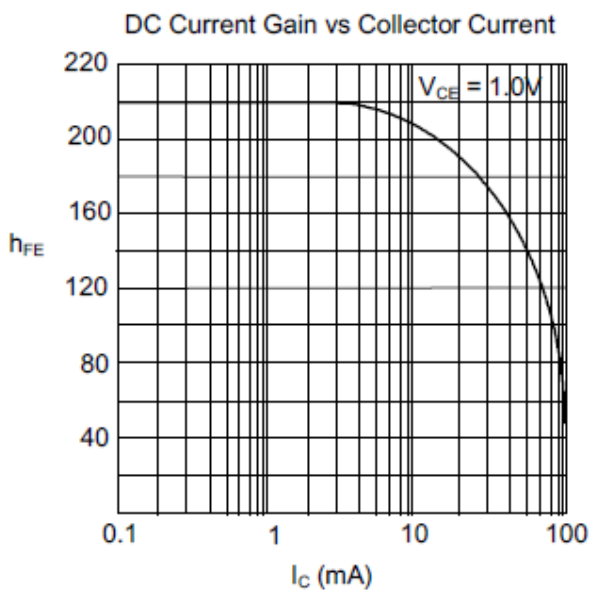


# MMBT3906

## ■ Electrical Characteristics (T<sub>a</sub>=25°C Unless otherwise specified)

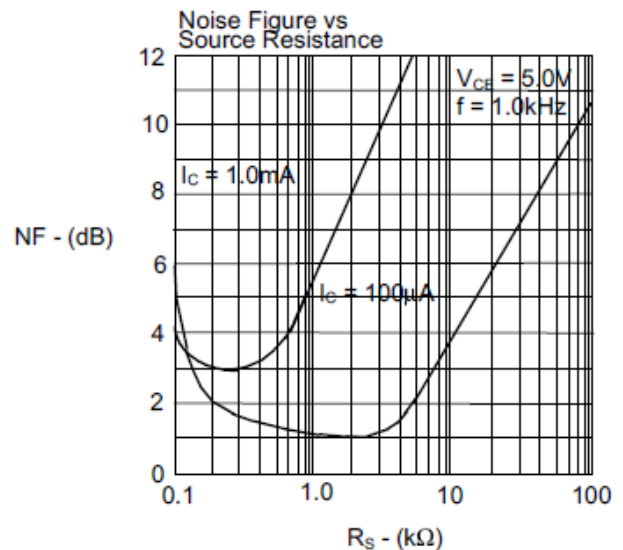
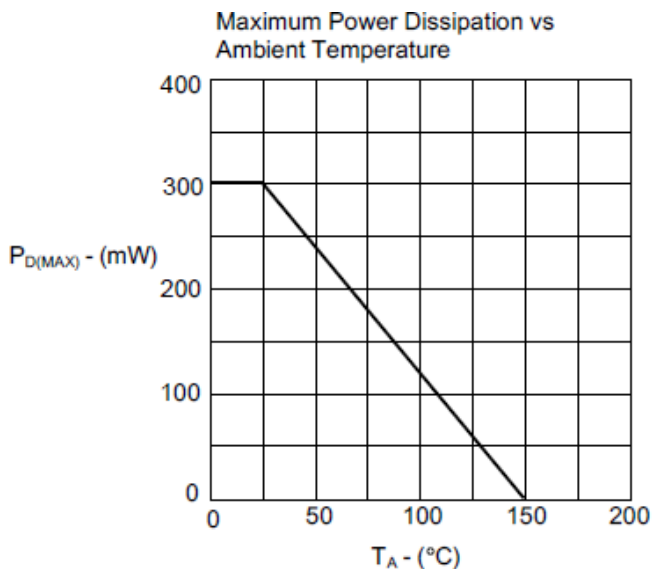
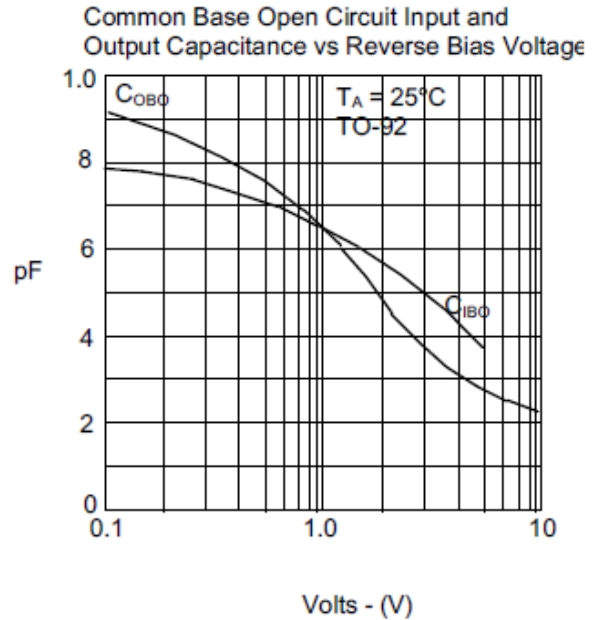
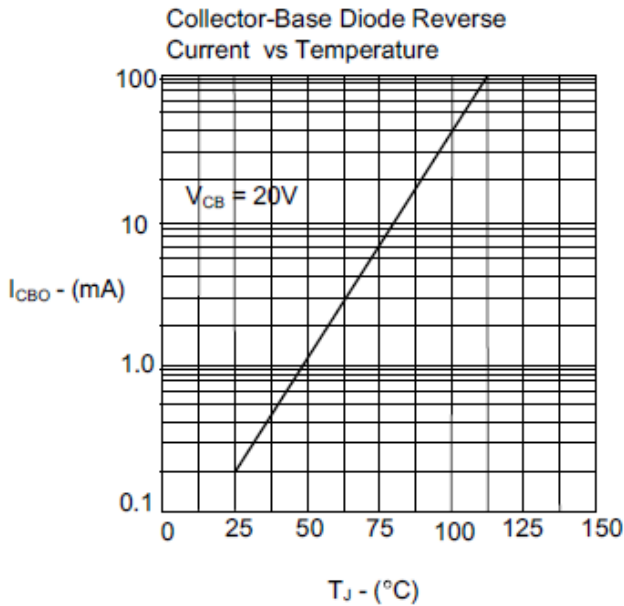
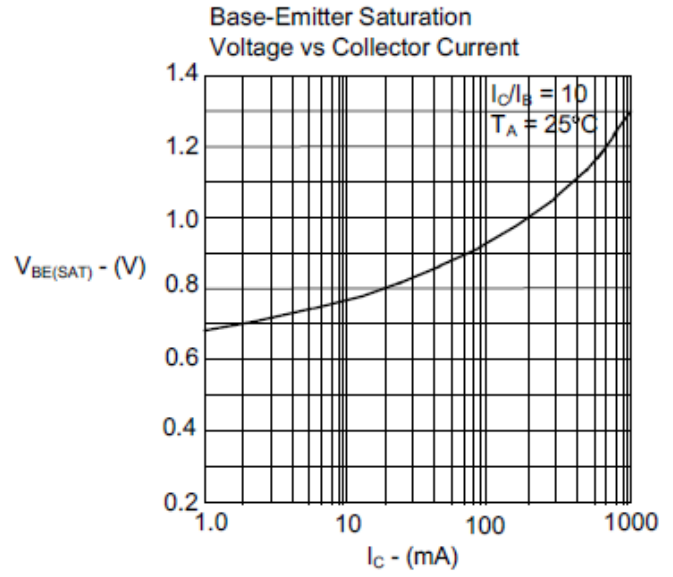
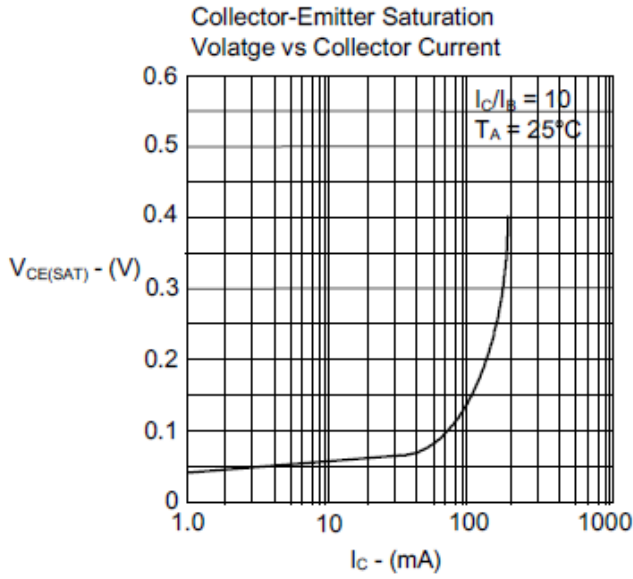
Item	Symbol	Unit	Conditions	Min	Max
Collector-Emitter Breakdown Voltage	V <sub>(BR)CEO</sub>	Vdc	I <sub>C</sub> =1.0mAdc, I <sub>B</sub> =0	-40	
Collector-Base Breakdown Voltage	V <sub>(BR)CBO</sub>	Vdc	I <sub>C</sub> =10uAdc, I <sub>E</sub> =0	-40	
Emitter-Base Breakdown Voltage	V <sub>(BR)EBO</sub>	Vdc	I <sub>E</sub> =10uAdc, I <sub>C</sub> =0	-5.0	
Collector cut-off Current	I <sub>CBO</sub>	uAdc	V <sub>CB</sub> =-40Vdc, I <sub>E</sub> =0		-0.1
Collector cut-off Current	I <sub>CEX</sub>	nAdc	V <sub>CE</sub> =-30Vdc, V <sub>BE</sub> =-3.0Vdc		-50
Emitter cut-off Current	I <sub>EBO</sub>	uAdc	V <sub>EB</sub> =-5Vdc, I <sub>C</sub> =0		-0.1
DC Current Gain	h <sub>FE</sub>		I <sub>C</sub> =-10mAdc, V <sub>CE</sub> =-1.0Vdc	100	300
			I <sub>C</sub> =-50mAdc, V <sub>CE</sub> =-1.0Vdc	60	
			I <sub>C</sub> =-100mAdc, V <sub>CE</sub> =-1.0Vdc	30	
Collector-Emitter Saturation Voltage	V <sub>CE(sat)</sub>	Vdc	I <sub>C</sub> =-10mAdc, I <sub>B</sub> =-1.0mAdc		-0.25
			I <sub>C</sub> =-50mAdc, I <sub>B</sub> =-5.0mAdc		-0.4
Base-Emitter Saturation Voltage	V <sub>BE(sat)</sub>	Vdc	I <sub>C</sub> =-10mAdc, I <sub>B</sub> =-1.0mAdc	-0.65	-0.85
			I <sub>C</sub> =-50mAdc, I <sub>B</sub> =-5.0mAdc		-0.95
Output Capacitance	C <sub>obo</sub>	pF	V <sub>CB</sub> =-5.0Vdc, f=1.0MHz, I <sub>E</sub> =0		4.5
Input Capacitance	C <sub>ibo</sub>	pF	V <sub>EB</sub> =-0.5Vdc, f=1.0MHz, I <sub>C</sub> =0		10
Current Gain-Bandwidth Product	f <sub>T</sub>	MHZ	I <sub>C</sub> =-10mAdc, V <sub>CE</sub> =-20Vdc, f=100MHz	250	
Noise Figure	NF	dB	V <sub>CE</sub> =-5.0V, f=1.0kHz, I <sub>C</sub> =-100uA, R <sub>S</sub> =1.0K		4.0

## ■ Characteristics(Typical)



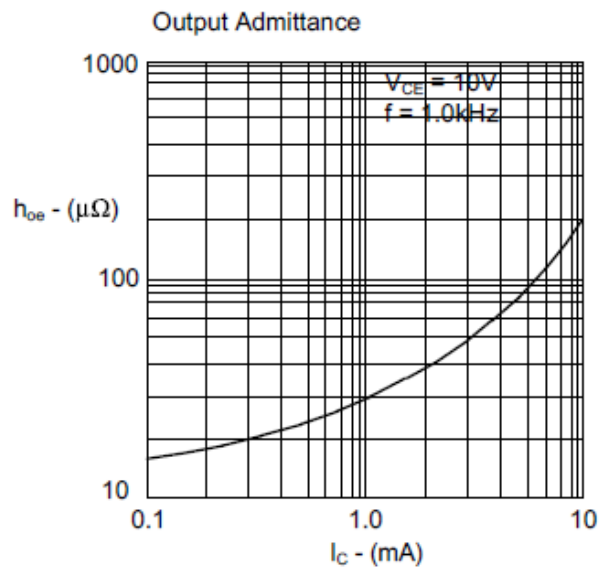
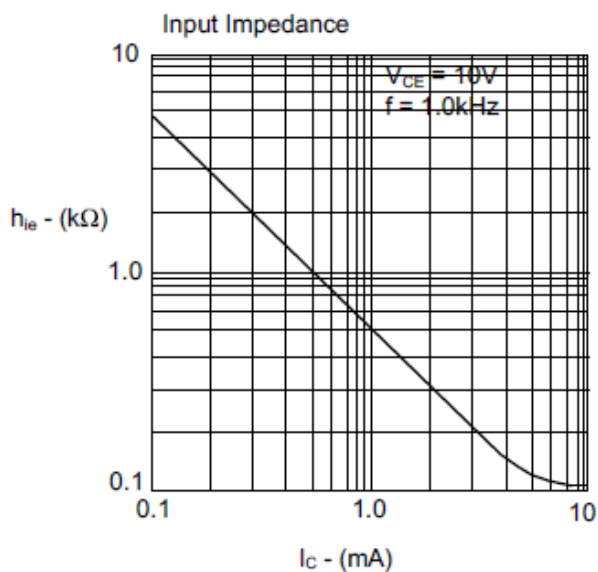
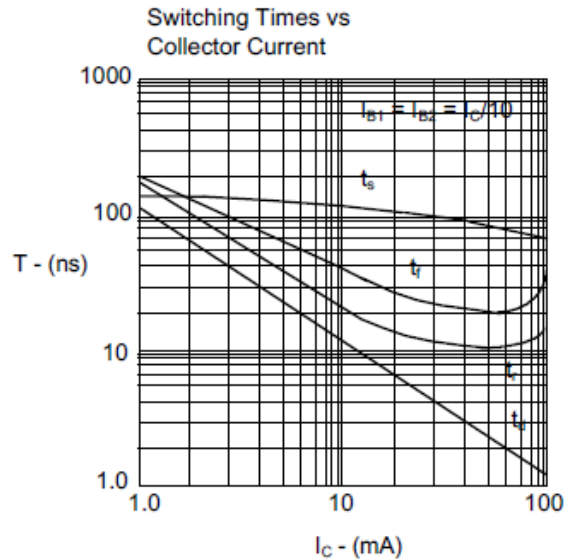
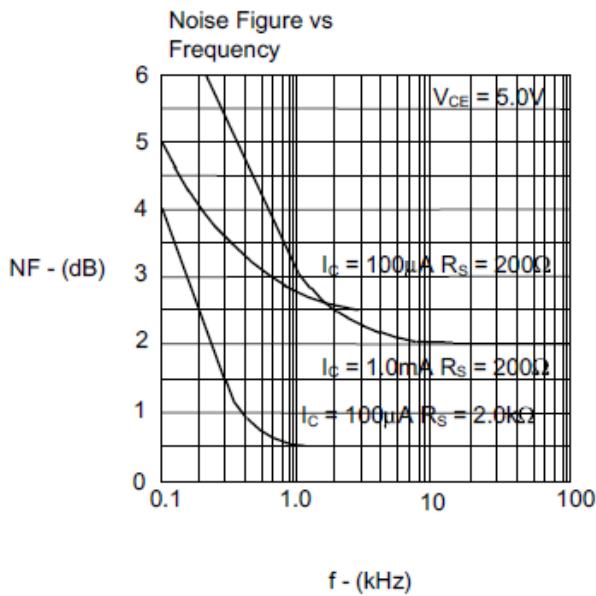
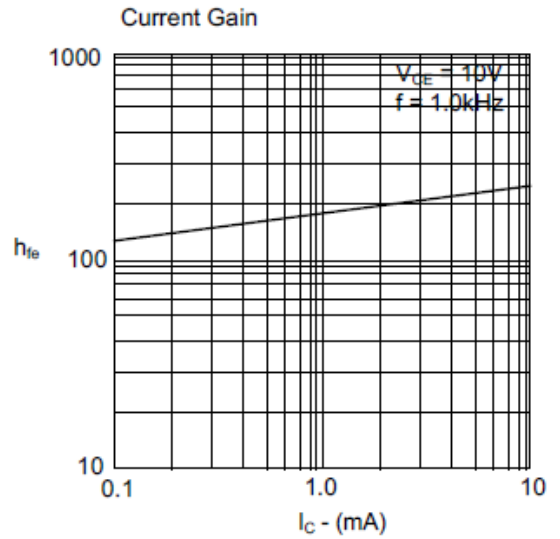
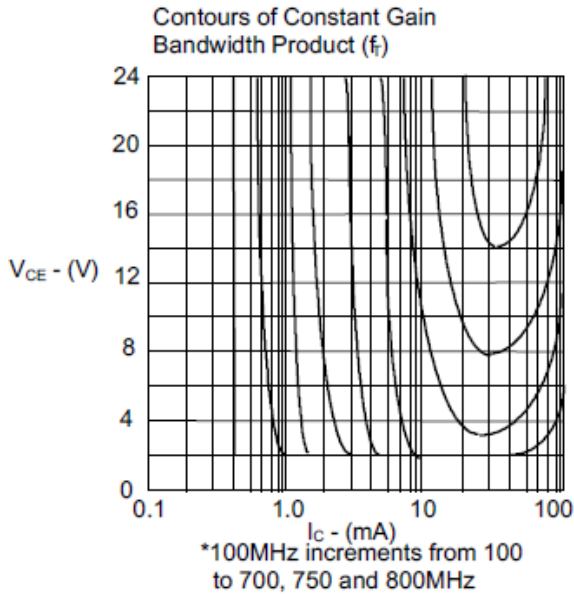


# MMBT3906



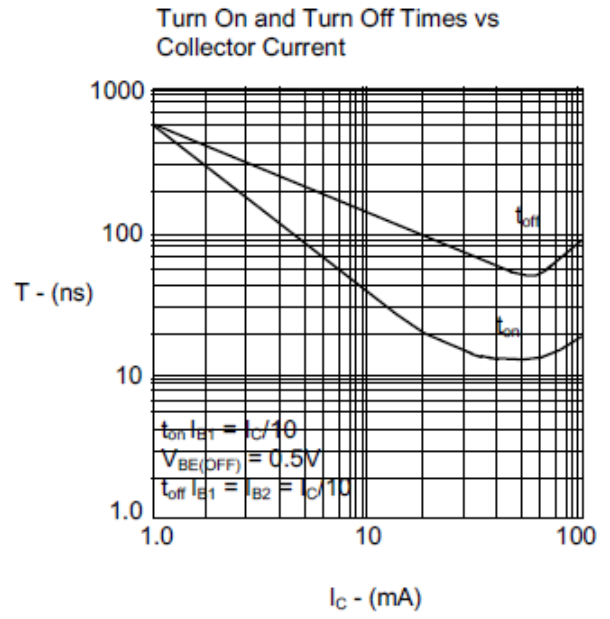
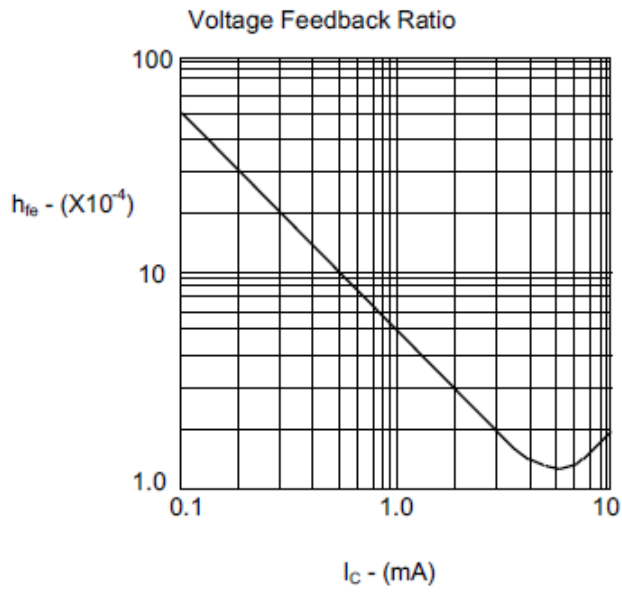


# MMBT3906





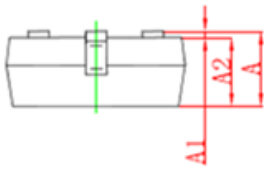
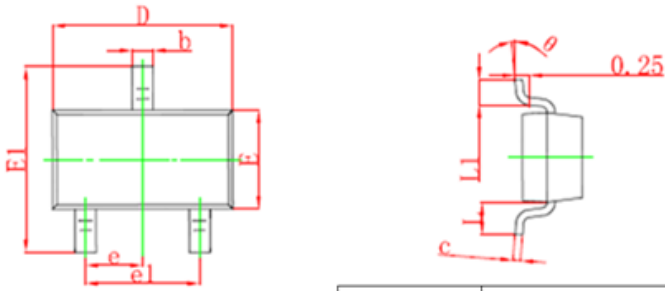
# MMBT3906





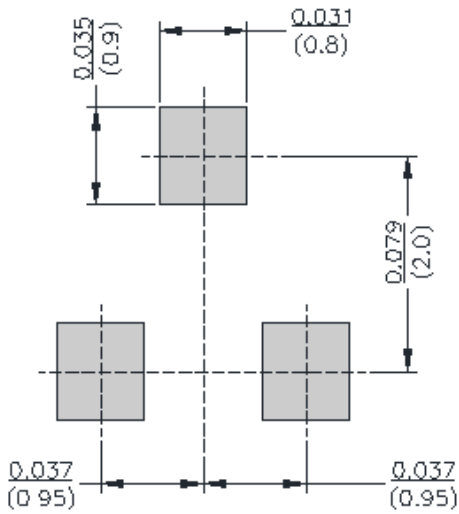
# MMBT3906

## ■SOT-23 Package Outline Dimensions



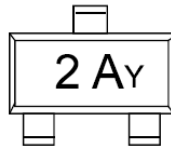
Symbol	Dimensions In Millimeters		Dimensions In Inches	
	Min	Max	Min	Max
A	0.900	1.150	0.035	0.045
A1	0.000	0.100	0.000	0.004
A2	0.900	1.050	0.035	0.041
b	0.300	0.500	0.012	0.020
c	0.100	0.200	0.004	0.008
D	2.800	3.000	0.110	0.118
E	1.200	1.400	0.047	0.055
E1	2.250	2.550	0.089	0.100
e	0.950TYP		0.037TYP	
e1	1.800	2.000	0.071	0.079
L	0.550REF		0.022REF	
L1	0.300	0.500	0.012	0.020
θ	0°	8°	0°	8°

## ■SOT-23Suggested Pad Layout





## ■ Marking code



2A = Product Type Marking Code  
Y = Date Code Marking

Date code Key (2 years a cycle)

Year	2011											
Month	Jan	Feb	Mar	Apr	May	Jun	Jul	Aug	Sep	Oct	Nov	Dec
Code	J	O	L	C	K	B	P	D	M	E	G	F

Year	2012											
Month	Jan	Feb	Mar	Apr	May	Jun	Jul	Aug	Sep	Oct	Nov	Dec
Code	W	N	Y	T	R	H	A	I	U	X	Z	S



## Disclaimer

The information presented in this document is for reference only. Yangzhou Yangjie Electronic Technology Co., Ltd. reserves the right to make changes without notice for the specification of the products displayed herein to improve reliability, function or design or otherwise.

The product listed herein is designed to be used with ordinary electronic equipment or devices, and not designed to be used with equipment or devices which require high level of reliability and the malfunction of which would directly endanger human life (such as medical instruments, transportation equipment, aerospace machinery, nuclear-reactor controllers, fuel controllers and other safety devices), Yangjie or anyone on its behalf, assumes no responsibility or liability for any damages resulting from such improper use of sale.

This publication supersedes & replaces all information previously supplied. For additional information, please visit our website [http:// www.21yangjie.com](http://www.21yangjie.com) , or consult your nearest Yangjie's sales office for further assistance.