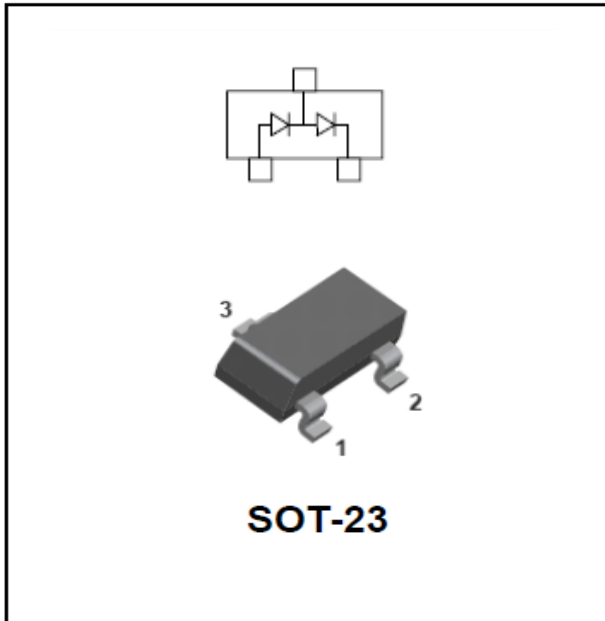


## Dual Switching Diode



### Features

- Epoxy meets UL-94 V-0 flammability rating
- Moisture Sensitivity Level 1
- Fast switching speed
- High Conductance
- Surface mount package ideally Suited for Automatic Insertion

### Mechanical Data

- **Package:** SOT-23
- **Terminals:** Tin plated leads, solderable per J-STD-002 and JESD22-B102
- **Polarity:** Cathode line denotes the cathode end
- **Marking:** A7

### ■ Maximum Ratings (Ta=25°C Unless otherwise specified)

Item	Symbol	Unit	Value
Peak Reverse Voltage	$V_{RRM}$	V	100
Reverse Voltage	$V_R$	V	75
Forward Continuous Current@f>=50Hz, Per Leg	$I_F$	mA	200
Non-Repetitive Peak Forward Surge Current @8.3ms, Half sine-wave, Per Leg	$I_{FSM}$	A	2.0
Power Dissipation	$P_D$	mW	350
Maximum Thermal Resisance	$R_{thJA}$	°C/W	357
Storage Temperature	$T_{STG}$	°C	-55 to +150

### ■ Ordering Information (Example)

PREFERED P/N	PACKING CODE	UNIT WEIGHT(g)	MINIMUM PACKAGE(pcs)	INNER BOX QUANTITY(pcs)	OUTER CARTON QUANTITY(pcs)	DELIVERY MODE
BAV99	F2	Approximate 0.008	3000	30000	120000	7" reel

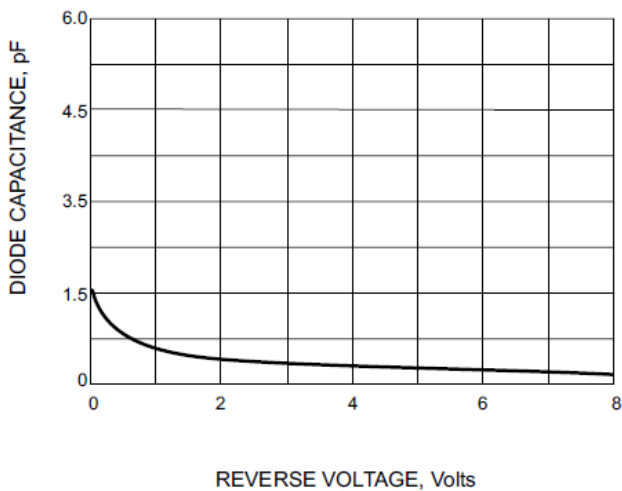
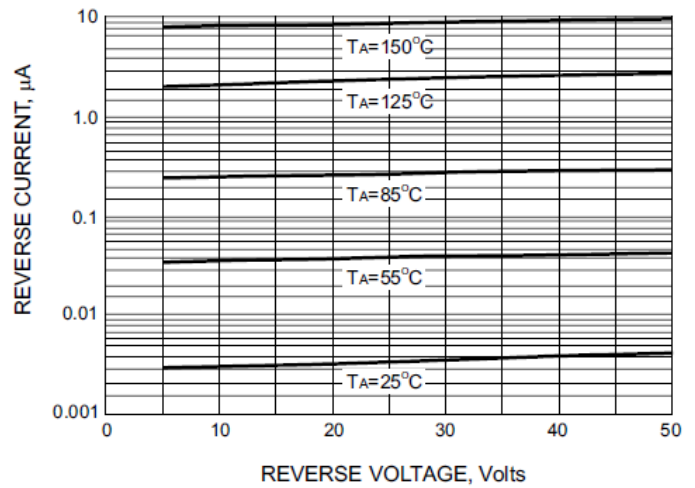
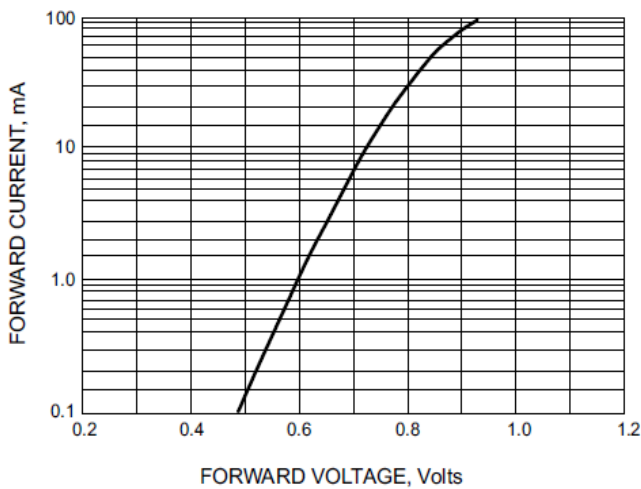


# BAV99

## ■ Electrical Characteristics (Ta=25°C Unless otherwise specified, Per Leg)

Item	Symbol	Unit	Conditions	Value
Reverse Voltage	$V_R$	V	$I_R=100\mu A$	75
Forward Voltage	$V_F$	V	$I_F=1mA$	0.715
			$I_F=10mA$	0.855
			$I_F=50mA$	1.00
			$I_F=150mA$	1.25
Maximum DC Reverse Current	$I_R$	$\mu A$	$V_R=75V$	2.5
Typical Junction Capacitance	$C_J$	pF	$f=1.0MHz, V_R=0V$	4
Reverse Recovery Time	$T_{rr}$	ns	$I_F=10mA, V_R=6V, R_L=500\Omega, I_{rr}=1mA$	4

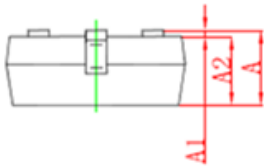
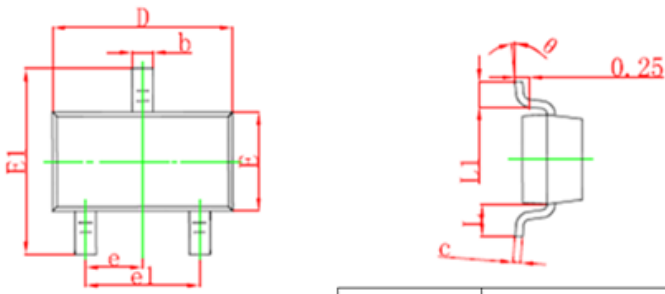
## ■ Typical Characteristics (Per Leg)





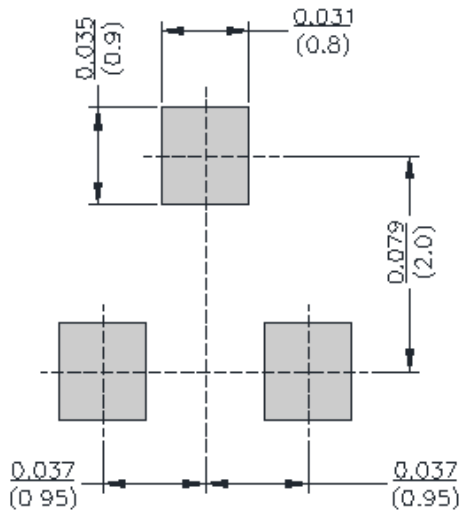
# BAV99

## ■SOT-23 Package Outline Dimensions



Symbol	Dimensions In Millimeters		Dimensions In Inches	
	Min	Max	Min	Max
A	0.900	1.150	0.035	0.045
A1	0.000	0.100	0.000	0.004
A2	0.900	1.050	0.035	0.041
b	0.300	0.500	0.012	0.020
c	0.100	0.200	0.004	0.008
D	2.800	3.000	0.110	0.118
E	1.200	1.400	0.047	0.055
E1	2.250	2.550	0.089	0.100
e	0.950TYP		0.037TYP	
e1	1.800	2.000	0.071	0.079
L	0.550REF		0.022REF	
L1	0.300	0.500	0.012	0.020
θ	0°	8°	0°	8°

## ■SOT-23 Suggested Pad Layout





## BAV99

---

### Disclaimer

The information presented in this document is for reference only. Yangzhou Yangjie Electronic Technology Co., Ltd. reserves the right to make changes without notice for the specification of the products displayed herein to improve reliability, function or design or otherwise.

The product listed herein is designed to be used with ordinary electronic equipment or devices, and not designed to be used with equipment or devices which require high level of reliability and the malfunction of which would directly endanger human life (such as medical instruments, transportation equipment, aerospace machinery, nuclear-reactor controllers, fuel controllers and other safety devices), Yangjie or anyone on its behalf, assumes no responsibility or liability for any damages resulting from such improper use of sale.

This publication supersedes & replaces all information previously supplied. For additional information, please visit our website [http:// www.21yangjie.com](http://www.21yangjie.com) , or consult your nearest Yangjie's sales office for further assistance.