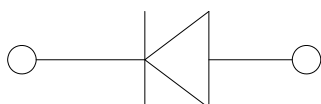



RB520S-40

Schottky Barrier Diode



Features

- V_R 40V
- I_F 200mA

Typical Applications

- Low Forward Voltage Drop

Mechanical Data

- **Package:** SOD-523
- **Terminals:** Tin plated leads, solderable per J-STD-002 and JESD22-B102
- **Polarity:** Cathode line denotes the cathode end
- **Marking:** 3B

■ Limiting Values (Absolute Maximum Rating)

Item	Symbol	Unit	Conditions	Limit Max
Power Dissipation	P_D	mW		150
Storage temperature range	T_{stg}	°C		-55 to +125
Junction Temperature	T_j	°C		125
Reverse Voltage	V_R	V		40
Average Forward Current	I_{FAV}	mA		200
Non-Repetitive Peak Forward Surge Current	I_{FSM}	A	8.3ms single half sine-wave	1.0

■ Electrical Characteristics ($T_a=25^\circ\text{C}$ Unless otherwise specified)

Item	Symbol	Unit	Conditions	Min	Max
Breakdown Voltage	V_R	V	$I_R=10\mu\text{A}$	40	
Forward Voltage	V_F	V	$I_F=100\text{mA}$		0.55
Reverse Leakage Current	I_R	μA	$V_R=10\text{V}$		1

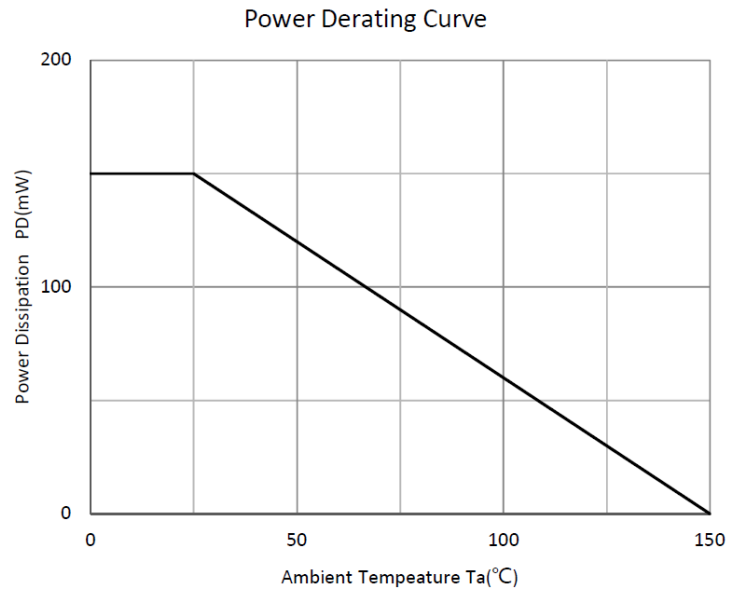
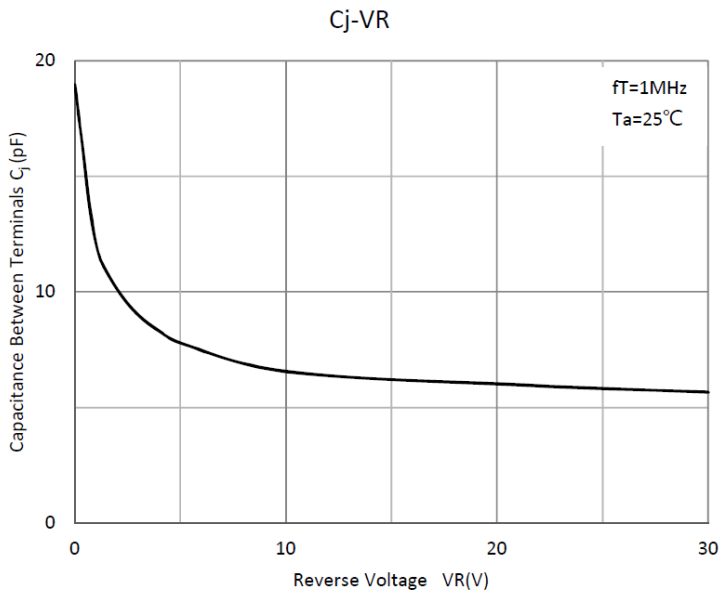
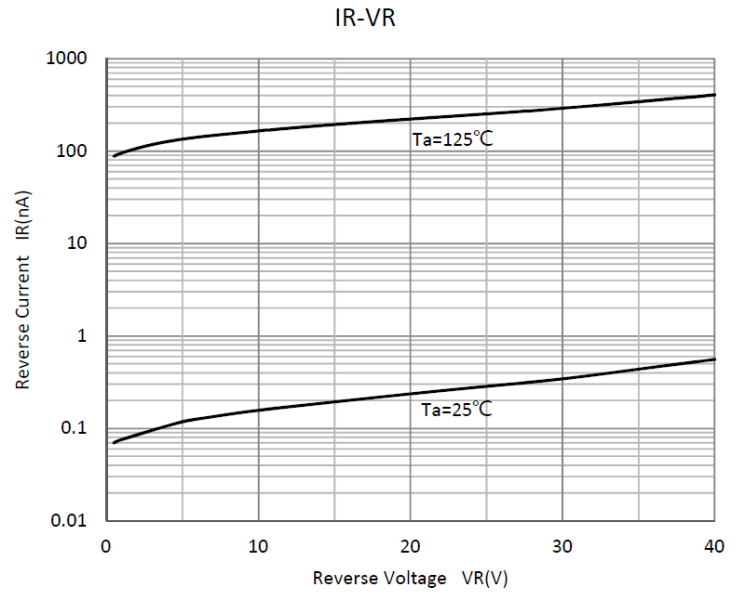
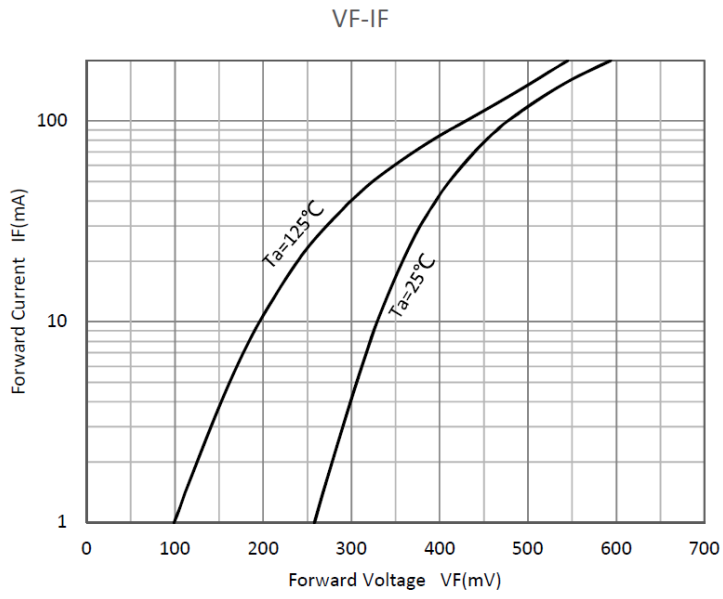
■ Ordering Information (Example)

PREFERRED P/N	PACKING CODE	UNIT WEIGHT(g)	MINIMUM PACKAGE(pcs)	INNER BOX QUANTITY(pcs)	OUTER CARTON QUANTITY(pcs)	DELIVERY MODE
RB520S-40	F2	Approximate 0.0025	8000	80000	320000	7" reel



RB520S-40

■ Characteristics(Typical)

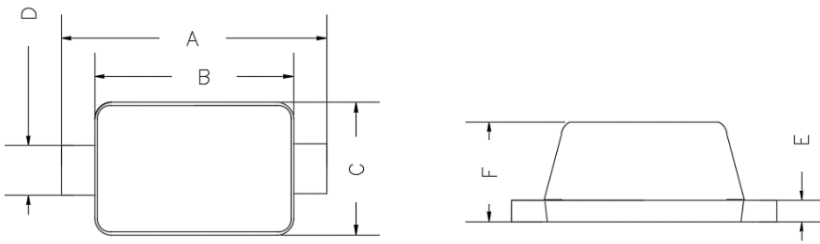




RB520S-40

■ Outline Dimensions

SOD-523

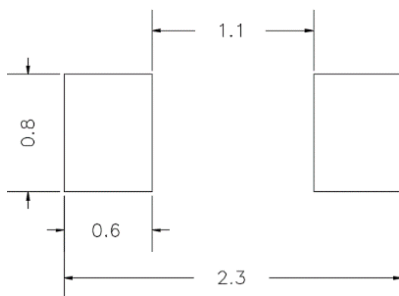


TOP VIEW

SIDE VIEW

DIMENSIONS				
DIM	INCHES		MM	
	MIN	MAX	MIN	MAX
A	0.059	0.067	1.500	1.700
B	0.043	0.051	1.100	1.300
C	0.028	0.035	0.700	0.900
D	0.010	0.014	0.250	0.350
E	0.002	0.008	0.050	0.200
F	0.020	0.028	0.500	0.700

■ Soldering Footprint



UNIT: mm

SUGGESTED SOLDER PAD LAYOUT



RB520S-40

Disclaimer

The information presented in this document is for reference only. Yangzhou Yangjie Electronic Technology Co., Ltd. reserves the right to make changes without notice for the specification of the products displayed herein to improve reliability, function or design or otherwise.

The product listed herein is designed to be used with ordinary electronic equipment or devices, and not designed to be used with equipment or devices which require high level of reliability and the malfunction of which would directly endanger human life (such as medical instruments, transportation equipment, aerospace machinery, nuclear-reactor controllers, fuel controllers and other safety devices), Yangjie or anyone on its behalf, assumes no responsibility or liability for any damages resulting from such improper use of sale.

This publication supersedes & replaces all information previously supplied. For additional information, please visit our website [http:// www.21yangjie.com](http://www.21yangjie.com) , or consult your nearest Yangjie's sales office for further assistance.