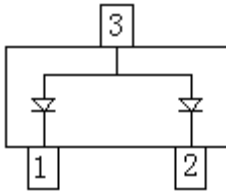


# BAW156

## Small-Signal Switching Diodes



**SOT-23**



### Features

- $V_R$  75V
- $I_{FAV}$  200mA

### Typical Applications

- Extreme fast switches

### Mechanical Data

- **Package:** SOT23
- **Terminals:** Tin plated leads, solderable per J-STD-002 and JESD22-B102
- **Marking:** JZ

### ■ Maximum Ratings (Ta=25°C Unless otherwise specified)

PARAMETER	SYMBOL	UNIT	Conditions	VALUE
Repetitive peak reverse voltage	$V_{RRM}$	V		85
Reverse Voltage	$V_R$	V		75
Non-Repetitive Peak Forward Surge Current	$I_{FSM}$	A	t=8.3ms, Half sine-wave	2
Average forward current	$I_{FAV}$	mA		200
Power dissipation	$P_D$	mW		225
Junction temperature	$T_j$	°C		150
Storage temperature range	$T_{stg}$	°C		-55 to +150

### ■ Electrical Characteristics (Ta=25°C Unless otherwise specified)

PARAMETER	SYMBOL	UNIT	Conditions	Min	Max
Maximum Forward voltage	$V_F$	V	$I_F=1mA$		0.9
			$I_F=10mA$		1
			$I_F=50mA$		1.1
			$I_F=150mA$		1.25
Maximum Reverse current	$I_R$	nA	$V_R=75V$		5
Minimum Breakdown voltage	$V_R$	V	$I_R=100\mu A$	75	
Maximum Diode capacitance	$C_D$	pF	$V_R=0V, f=1MHz$		4
Maximum Reverse recovery time	$t_{rr}$	$\mu s$	$I_F=I_R=10mA, R_L=100\Omega, I_{RR}=1mA$		3



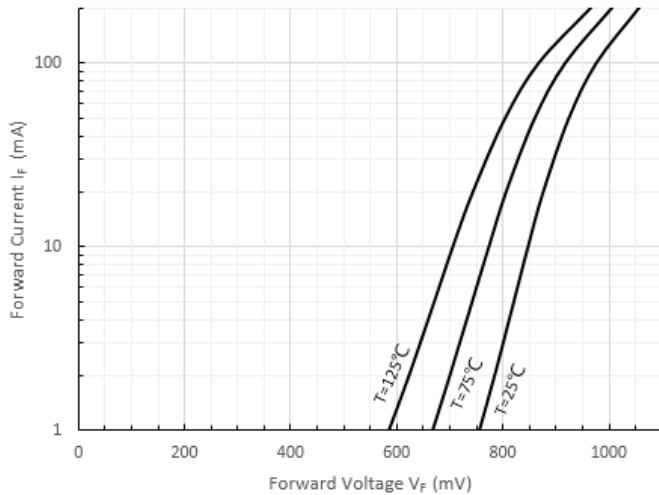
# BAW156

## Ordering Information (Example)

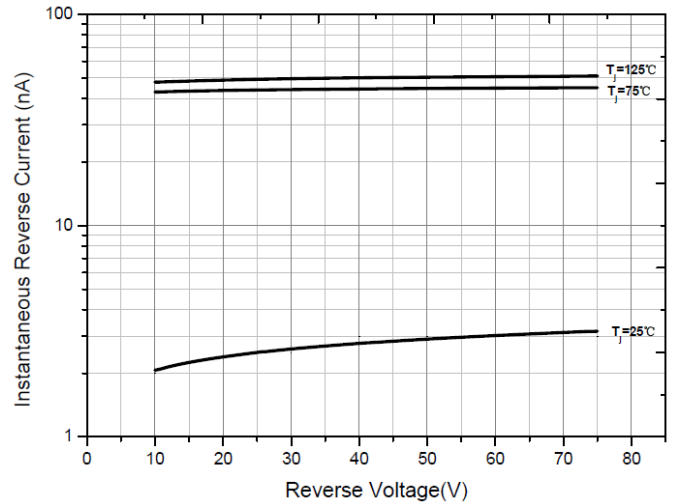
PREFERRED P/N	PACKING CODE	UNIT WEIGHT(g)	MINIMUM PACKAGE(pcs)	INNER BOX QUANTITY(pcs)	OUTER CARTON QUANTITY(pcs)	DELIVERY MODE
BAW156	F2	Approximate 0.008	3000	30000	120000	7" reel

## Characteristics(Typical)

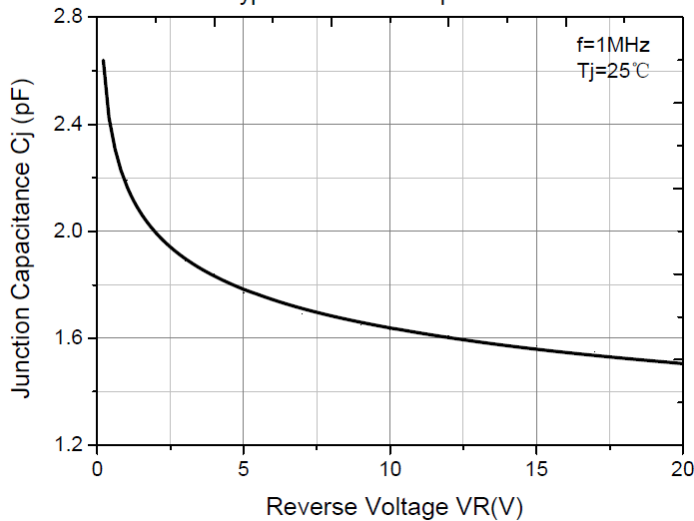
Forward Characteristics



Typical Reverse Characteristics



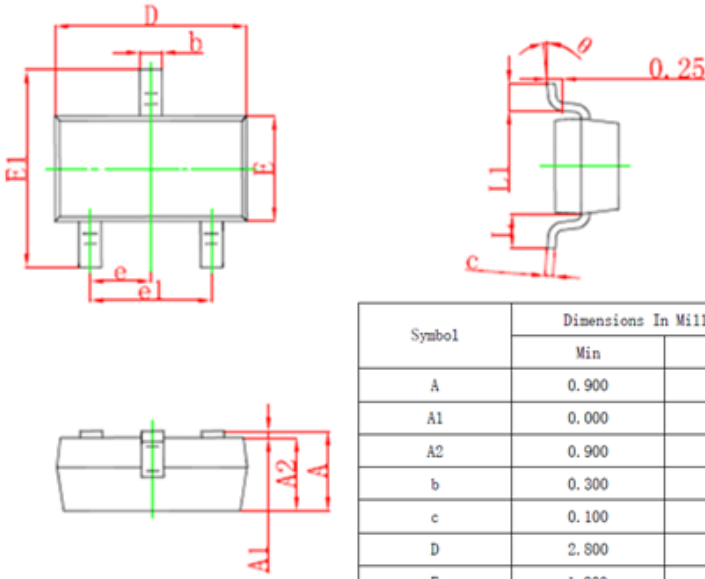
Typical Junction Capacitance





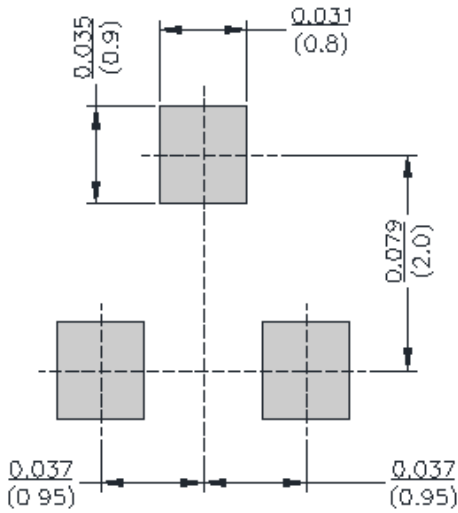
# BAW156

## ■ SOT-23 Package Outline Dimensions



Symbol	Dimensions In Millimeters		Dimensions In Inches	
	Min	Max	Min	Max
A	0.900	1.150	0.035	0.045
A1	0.000	0.100	0.000	0.004
A2	0.900	1.050	0.035	0.041
b	0.300	0.500	0.012	0.020
c	0.100	0.200	0.004	0.008
D	2.800	3.000	0.110	0.118
E	1.200	1.400	0.047	0.055
E1	2.250	2.550	0.089	0.100
e	0.950TYP		0.037TYP	
e1	1.800	2.000	0.071	0.079
L	0.550REF		0.022REF	
L1	0.300	0.500	0.012	0.020
θ	0°	8°	0°	8°

## ■ SOT-23 Soldering Footprint





## BAW156

---

### Disclaimer

The information presented in this document is for reference only. Yangzhou Yangjie Electronic Technology Co., Ltd. reserves the right to make changes without notice for the specification of the products displayed herein to improve reliability, function or design or otherwise.

The product listed herein is designed to be used with ordinary electronic equipment or devices, and not designed to be used with equipment or devices which require high level of reliability and the malfunction of which would directly endanger human life (such as medical instruments, transportation equipment, aerospace machinery, nuclear-reactor controllers, fuel controllers and other safety devices), Yangjie or anyone on its behalf, assumes no responsibility or liability for any damages resulting from such improper use of sale.

This publication supersedes & replaces all information previously supplied. For additional information, please visit our website [http:// www.21yangjie.com](http://www.21yangjie.com) , or consult your nearest Yangjie's sales office for further assistance.